



# ZIPSLIDE FEATURES

The screen is fully framed for easy installation

The Zipslide System can span up to 6 metres as a single and up to 12 metres as a double unit.

Unique adjustment of the recoil, the screen can be set on site for the perfect soft close.

The removable cassette cover allows easy access for cleaning and servicing. This can be done without the frame being removed

The Zipslide screen is custom made, it is cut to size and all extrusions and components are powder coated to suit the application with over 200 different colours including the timber look a like colours and anodizing.

Delux or Ultimate options available, this allows Fly mesh and Sunscreen or privacy mesh within the one system or two systems side by side





## DELUXE FLYSCREEN ONE WAY & SUNSCREEN THE OTHER WAY



## ZIPSLIDES



PATENT PENDING

## KITCHEN SERVERY ZIPSLIDES




## CORNER SYSTEM WITH NO POST



## ULTIMATE FLYSCREEN & SUNSCREEN

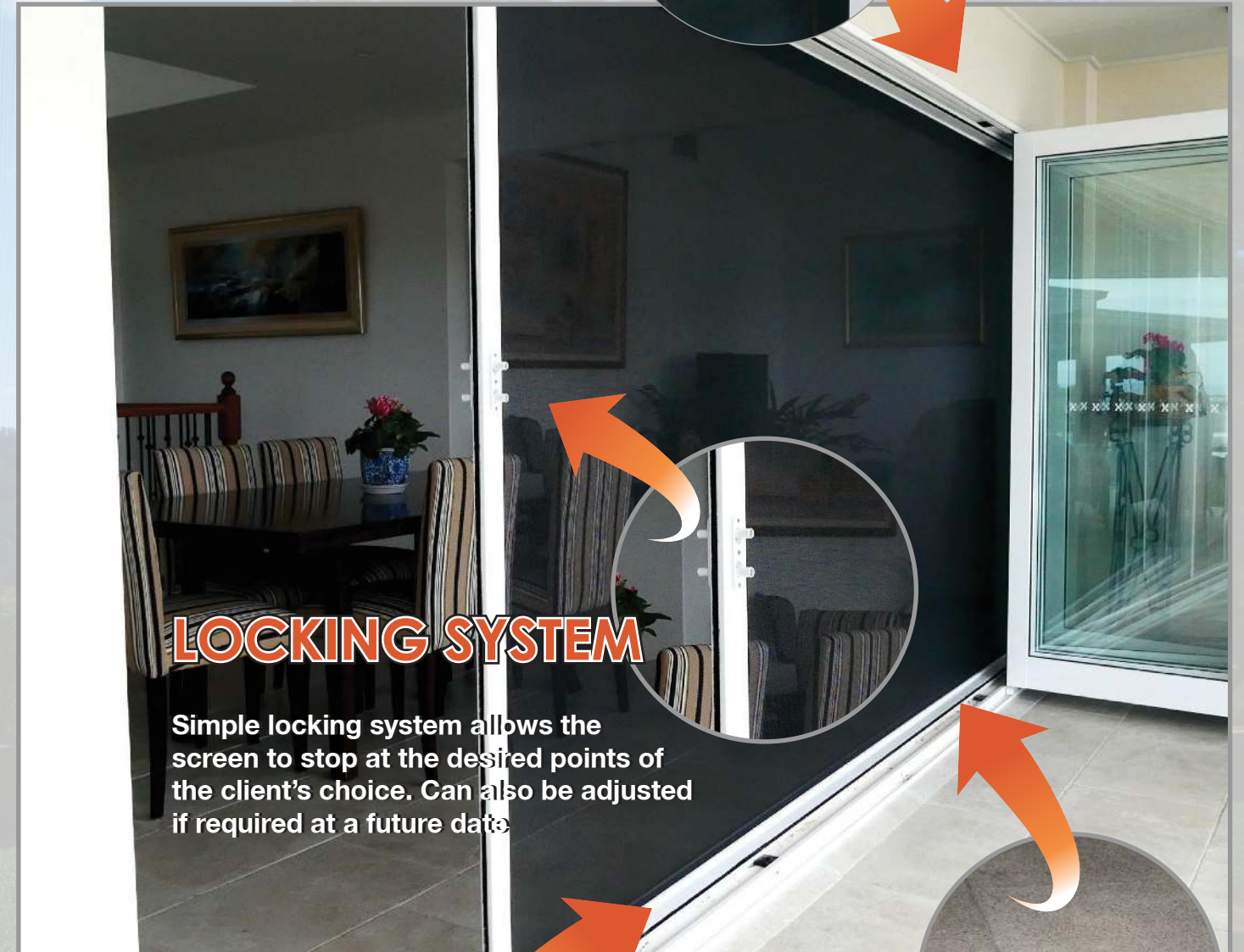


## INTERNAL ZIPSLIDE



## TOP TRACK

Has dual wheels, allowing to roll smoothly, quietly and evenly, avoiding maintenance costs. Inbuilt lifetime adjustment enabling the screen height to be set to the millimetre by the installer or client




## LOCKING SYSTEM

Simple locking system allows the screen to stop at the desired points of the client's choice. Can also be adjusted if required at a future date



## BOTTOM TRACK

The lowest on the market of its kind and strong enough for a motor vehicle to drive over without causing damage. The Mesh is detained within its tracks to prevent blowout and fraying of the mesh



## IN FLOOR TRACK

